


SOMDATT FINANCE CORPORATION LIMITED


(1) (a) Statement showing Shareholding Pattern as on

31/03/2015

Category code (I)	Category of shareholder (II)	Number of shareholders (III)	Total Number of Shares (IV)	Number of shares held in dematerialized form (V)	Total Shareholding as a percentage of total no. of shares		Shares Pledged or otherwise encumbered	
					As a percentage of (A+B) (VI)	As a percentage of (A+B+C) (VII)	No. of shares (VIII)	As a percentage (IX)=(VIII)/(IV)*100
(A) Shareholding of promoter and promoter Group								
(1) Indian								
(a)	INDIVIDUALS/HUF	8	43,66,616	42,46,606	43.63	43.63	0	0.00
(b)	CENTRAL GOVERNMENT/STATE GOVERNMENT	0	0	0	0.00	0.00	0	0.00
(c)	BODIES CORPORATE	2	19,73,869	19,73,869	19.72	19.72	0	0.00
(d)	FINANCIAL INSTITUTIONS/BANKS	0	0	0	0.00	0.00	0	0.00
(e)	ANY OTHER (SPECIFY)	0	0	0	0.00	0.00	0	0.00
	Sub-Total (A) (1)	10	63,40,485	62,20,475	63.35	63.35	0	0.00
(2) Foreign								
(a)	INDIVIDUALS(NRI)/FOREIGN INDIVIDUALS	2	5,83,750	0	5.83	5.83	0	0.00
(b)	BODIES CORPORATE	0	0	0	0.00	0.00	0	0.00
(c)	INSTITUTIONS	0	0	0	0.00	0.00	0	0.00
(d)	QUALIFIED FOREIGN INVESTOR	0	0	0	0.00	0.00	0	0.00
(e)	ANY OTHER (SPECIFY)	0	0	0	0.00	0.00	0	0.00
	Sub-Total (A) (2)	2	5,83,750	0	5.83	5.83	0	0.00
	Total (A)	12	69,24,235	62,20,475	69.18	69.18	0	0.00
(B) Public shareholding								
(1) Institutions								
(a)	MUTUAL FUNDS/UTI	0	0	0	0.00	0.00	0	0.00
(b)	FINANCIAL INSTITUTIONS/BANKS	0	0	0	0.00	0.00	0	0.00
(c)	CENTRAL GOVERNMENT/STATE GOVERNMENT	0	0	0	0.00	0.00	0	0.00
(d)	VENTURE CAPITAL FUND	0	0	0	0.00	0.00	0	0.00
(e)	INSURANCE COMPANIES	0	0	0	0.00	0.00	0	0.00
(f)	FOREIGN INSTITUTIONAL INVESTORS	0	0	0	0.00	0.00	0	0.00
(g)	FOREIGN VENTURE CAPITAL INVESTORS	0	0	0	0.00	0.00	0	0.00
(h)	QUALIFIED FOREIGN INVESTOR	0	0	0	0.00	0.00	0	0.00
(i)	ANY OTHER (SPECIFY) - FOREIGN FINANCIAL INSTITUTION	0	0	0	0.00	0.00	0	0.00
	Sub-Total (B) (1)	0	0	0	0.00	0.00	0	0.00
(2) Non-institutions								
(a)	BODIES CORPORATE	156	6,23,202	4,40,802	6.23	6.23	0	0.00
(b)	i) INDIVIDUALS - HOLD UP TO 1 LAKH (NOM VALUE)	7032	20,33,460	12,08,301	20.33	20.33	0	0.00
	ii) INDIVIDUALS - HOLD ABOVE 1 LAKH (NOM VALUE)	12	2,24,039	1,94,439	2.24	2.24	0	0.00
(c)	ANY OTHER (SPECIFY)- CLEARING MEMBERS	9	5,453	5,453	0.05	0.05	0	0.00
	NON-RESIDENTS	87	1,97,581	6,181	1.97	1.97	0	0.00
	FOREIGN COMPANY	0	0	0	0.00	0.00	0	0.00
	TRUSTS	0	0	0	0.00	0.00	0	0.00
	Sub-Total (B) (2)	7296	30,83,735	18,55,176	30.82	30.82	0	0.00
	Total (B)	7296	30,83,735	18,55,176	30.82	30.82	0	0.00




Category code	Category of shareholder	Number of shareholders	Total Number of Shares	Number of shares held in dematerialized form	Total Shareholding as a percentage of total no. of shares		Shares Pledged or otherwise encumbered	
					As a percentage of (A+B) (VI)	As a percentage of (A+B+C) (VII)	No. of shares (VIII)	As a percentage (IX)=(VIII)/(IV)*100
(I)	(II)	(III)	(IV)	(V)	(VI)	(VII)	(VIII)	(IX)
	Total (A+B)	7308	1,00,07,970	80,75,651	100.00	100.00	0	0.00
(C)	Shares held by Custodians and against which							
	Depository Receipts have been issued							
	SHARES HELD BY CUSTODIANS	0	0	0	0.00	0.00	0	0.00
	Sub-Total (C)	0	0	0	0.00	0.00	0	0.00
	Total (C)	0	0	0	0.00	0.00	0	0.00
	Grand-Total (A+B+C)	7308	1,00,07,970	80,75,651	100.00	100.00	0	0.00



Introductory sub-table (I)(a)

Name of the Company: SOMDUTT FINANCE CORPORATION LTD			
Scrip Code, Name of the scrip, class of security:			
Quarter ended: 31/03/2015			
Partly paid-up shares:-			
	No. of partly paid-up shares	As a % of total no. of partly paid-up shares	As a % of total no. of shares of the company
Held by promoter/promoter group	0	0	0
Held by public	0	0	0
Total - D	0	0	0
Outstanding convertible securities:-			
	No. of outstanding securities	As a % of total no. of outstanding convertible securities	As a % of total no. of shares of the company, assuming full conversion of the convertible securities
Held by promoter/promoter group	0	0	0
Held by public	0	0	0
Total - E	0	0	0
Warrants:-			
	No. of warrants	As a % of total no. of warrants	As a % of total no. of shares of the company, assuming full conversion of warrants
Held by promoter/promoter group	0	0	0
Held by public	0	0	0
Total - F	0	0	0
Total paid-up capital of the company, assuming full conversion of warrants and convertible securities (Grand Total (A+B+C)+ D+E+F)			
	10007970	0	0

Total (A+B+C) 10007970



SOM DATT FINANCE CORPORATION LIMITED

(116) Statement showing holding of securities (including shares, warrants, convertible securities) of persons belonging to the category "Promoter and Promoter Group" as on 31/03/2015


Sl. No.	Folio / DPID/CLID	Name of the shareholder	Details of Shares held		Forfeited shares(*)			Details of warrants		Details of convertible securities		Total shares (including shares amounting full conversion of warrants and convertible securities) as a % of diluted share capital
			Number of shares held	As a % of grand total (A)/(B+C)	Number	As a percentage V/A*(V/100) (III)*100	As a % of grand total (A)+(B)+(C) (I) (a)	No. of Warrants held	As a % of total no. of warrants of the same class	No. of convertible securities held	As a % of total no. of convertible securities of the same class	
1	002553	ANJALI ANAND	60,000	0.60	0	0.00	0.00	-	-	-	-	
2	090002	ANJALI ANAND	2,00,000	2.90	0	0.00	0.00	-	-	-	-	
3	IN301967/0000329	ANURADHA DATT MUNSAL	3,79,910	3.60	0	0.00	0.00	-	-	-	-	
4	IN301967/0000337	CHIRU DATT BHATIA	3,79,910	3.60	0	0.00	0.00	-	-	-	-	
5	000006	KAWALIT SENGH	10	0.00	0	0.00	0.00	-	-	-	-	
6	IN301967/0000295	LATICA DATT ABBOTT	1,79,910	3.60	0	0.00	0.00	-	-	-	-	
7	002552	SADIANA SENGH	60,000	0.60	0	0.00	0.00	-	-	-	-	
8	090000	SADIANA SENGH	2,97,750	2.94	0	0.00	0.00	-	-	-	-	
9	IN301967/0120452	SIMI DATT	21,31,132	21.29	0	0.00	0.00	-	-	-	-	
10	IN301967/0006141	SOM DATT CAPITAL DEVELOPMENT LTD.	32,490	0.32	0	0.00	0.00	-	-	-	-	
11	IN301967/0000064	SOM DATT ENTERPRISES LIMITED	19,41,419	19.40	0	0.00	0.00	-	-	-	-	
12	IN301967/0000290	USHA DATT	10,35,751	10.33	0	0.00	0.00	-	-	-	-	
Grand-Total			69,24,233	69.19	0	0.00	0.00	-	-	-	-	



SOMDATT FINANCE CORPORATION LIMITED

(1) (c)(ii) Statement showing holding of securities (including shares, warrants, convertible securities) of persons (together, with PAC) belonging to the category "Public" and holding more than 5% of the total number of shares as on 31/03/2015

Sr. No.	Folio# / DPID, CLID	Name of the shareholder	Number of shares	Shares as a percentage of total number of shares (i.e Grand total (A+B+C)) in para(1)(a) above	Details of warrants		Details of convertible securities		Total shares (including shares assuming full conversion of warrants and convertible securities) as a % of diluted share capital
					No. of Warrants held	As a % of total no. of warrants of the same class	No. of convertible securities held	As a % of total no. of convertible securities of the same class	
		NIL	0	0.00					
Grand-Total			0	0.00					



SOMDATT FINANCE CORPORATION LIMITED

(1) (c)(f) Statement showing holding of securities (including shares, warrants, convertible securities) of persons belonging to the category "Public" and holding more than 1% of the total number of shares as on 31/03/2015


Sr. No.	Folio# / DPID, CLID	Name of the shareholder	Number of shares	Shares as a percentage of total number of shares (A+B+C) in para(1)(a) above	Details of warrants		Details of convertible securities		Total shares (including shares assuming full conversion of warrants and convertible securities) as a % of diluted share capital
					No. of Warrants held	As a % of total no. of warrants of the same class	No. of convertible securities held	As a % of total no. of convertible securities of the same class	
1	IN301967/10000100	SOPTEX DEVELOPEMENTS LIMITED	2,46,000	2.46					
Grand-Total			2,46,000	2.46					



SOMDATT FINANCE CORPORATION LIMITED

(1)(d) Statement showing details of lock-in shares as on 31/03/2015

Sr. No.	Folio# / DPID, CLID	Name of the shareholder	Category of Shareholders (promoters/ Public)	Number of shares	Shares as a percentage of total number of shares (i.e Grand total (A+B+C)) in para(I)(a) above
		NIL		NIL	NIL
Grand-Total			NIL	NIL	




Distribution Schedule

SOMDATT FINANCE CORPORATION LIMITED

Distribution of Equity Shares as on 31/03/2015
 Total Nominal value of Rs. 100079700.00 Nominal value of each share/unit Rs. 10.00
 Total number of shares/units 10007970 Paid up value of each share/unit Rs. 10.00

TABLE I
 Distribution of holdings

Shareholding of value of Rs.	Shareholders		Share holdings		
	Number	% to total	Shares	Amount	% to total
UPTO TO 5000	6530	89.35	1016159	10161590.00	10.15
5001 TO 10000	426	5.83	349145	3491450.00	3.49
10001 TO 20000	159	2.18	235471	2354710.00	2.35
20001 TO 30000	59	0.81	146856	1468560.00	1.47
30001 TO 40000	29	0.40	101610	1016100.00	1.02
40001 TO 50000	26	0.36	123203	1232030.00	1.23
50001 TO 100000	46	0.63	319018	3190180.00	3.19
100001 and Above	33	0.45	7716508	77165080.00	77.10
** G Total	7308	100.00	10007970	100079700.00	100.00



SOMDATT FINANCE CORPORATION LIMITED

Shareholding Pattern as on 31/03/2015

(I) (a) Statement showing details of Depository Receipts (DRs)

Sr No.	Type of Outstanding DR (ADRs, GDRs, SDRs, etc.)	Number of Outstanding DRs	Number of shares underlying outstanding DRs	Shares underlying outstanding DRs as a percentage of total number of shares {i.e. Grand Total (A)+(B) +(C) indicated in the statement at para (1) (a) above }
			NIL	
	TOTAL			

(II) (b) Statement showing Holding of Depository Receipts (DRs), where underlying shares are in excess of 1% of the total number of shares

Sr No.	Name of the DR Holder	Type of Outstanding DR (ADRs, GDRs, SDRs, etc.)	Number of shares underlying outstanding DRs	Shares underlying outstanding DRs as a percentage of total number of shares {i.e. Grand Total (A)+(B) +(C) indicated in the statement at para (1) (a) above }
			NIL	
	TOTAL			

