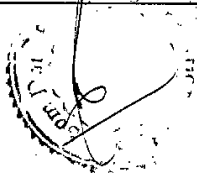



**Annexure II**  
**SOMDATT FINANCE CORPORATION LIMITED**

(1) (a) Statement showing Shareholding Pattern as on 30/09/2014

Category code (I)	Category of shareholder (II)	Number of shareholders (III)	Total Number of Shares (IV)	Number of shares held in dematerialized form (V)	Total Shareholding as a percentage of total no. of shares		Shares Pledged or otherwise encumbered	
					As a percentage of (A+B) (VI)	As a percentage of (A+B+C) (VII)	No. of shares (VIII)	As a percentage (IX)=(VIII)/(IV)*100
<b>(A) Shareholding of promoter and promoter Group</b>								
<b>(1) Indian</b>								
(a)	INDIVIDUALS/HUF	8	43,66,616	42,46,606	43.63	43.63	0	0.00
(b)	CENTRAL GOVERNMENT/STATE GOVERNMENT	0	0	0	0.00	0.00	0	0.00
(c)	BODIES CORPORATE	2	19,73,869	19,73,869	19.72	19.72	0	0.00
(d)	FINANCIAL INSTITUTIONS/BANKS	0	0	0	0.00	0.00	0	0.00
(e)	ANY OTHER (SPECIFY)	0	0	0	0.00	0.00	0	0.00
	Sub-Total (A) (1)	10	63,40,485	62,20,475	63.35	63.35	0	0.00
<b>(2) Foreign</b>								
(a)	INDIVIDUALS/NRI/FOREIGN INDIVIDUALS	2	5,83,750	0	5.83	5.83	0	0.00
(b)	BODIES CORPORATE	0	0	0	0.00	0.00	0	0.00
(c)	INSTITUTIONS	0	0	0	0.00	0.00	0	0.00
(d)	QUALIFIED FOREIGN INVESTOR	0	0	0	0.00	0.00	0	0.00
(e)	ANY OTHER (SPECIFY)	0	0	0	0.00	0.00	0	0.00
	Sub-Total (A) (2)	2	5,83,750	0	5.83	5.83	0	0.00
	<b>Total (A)</b>	<b>12</b>	<b>69,24,235</b>	<b>62,20,475</b>	<b>69.18</b>	<b>69.18</b>	<b>0</b>	<b>0.00</b>
<b>(B) Public shareholding</b>								
<b>(1) Institutions</b>								
(a)	MUTUAL FUNDS/UTI	0	0	0	0.00	0.00	0	0.00
(b)	FINANCIAL INSTITUTIONS/BANKS	0	0	0	0.00	0.00	0	0.00
(c)	CENTRAL GOVERNMENT/STATE GOVERNMENT	0	0	0	0.00	0.00	0	0.00
(d)	VENTURE CAPITAL FUND	0	0	0	0.00	0.00	0	0.00
(e)	INSURANCE COMPANIES	0	0	0	0.00	0.00	0	0.00
(f)	FOREIGN INSTITUTIONAL INVESTORS	0	0	0	0.00	0.00	0	0.00
(g)	FOREIGN VENTURE CAPITAL INVESTORS	0	0	0	0.00	0.00	0	0.00
(h)	QUALIFIED FOREIGN INVESTOR	0	0	0	0.00	0.00	0	0.00
(i)	MARKET MAKER	0	0	0	0.00	0.00	0	0.00
	Sub-Total (B)	0	0	0	0.00	0.00	0	0.00
<b>(2) Non-Institutions</b>								
(a)	BODIES CORPORATE	153	6,28,381	4,45,981	6.28	6.28	0	0.00
(b)	i) INDIVIDUALS - HOLD UPTO 1 LAKH (NOM VALUE)	7026	20,20,202	11,90,243	20.19	20.19	0	0.00
	ii) INDIVIDUALS - HOLD ABOVE 1 LAKH (NOM VALUE)	11	2,05,266	1,75,666	2.05	2.05	0	0.00
(c)	ANY OTHER (SPECIFY)- A) CLEARING MEMBERS	9	6,605	6,605	0.07	0.07	0	0.00
	B) NON-RESIDENTS	94	2,23,281	31,881	2.23	2.23	0	0.00
	C) TRUST	0	0	0	0.00	0.00	0	0.00
	Sub-Total (B) (2)	7293	30,83,735	18,50,376	30.82	30.82	0	0.00
	<b>Total (B)</b>	<b>7293</b>	<b>30,83,735</b>	<b>18,50,376</b>	<b>30.82</b>	<b>30.82</b>	<b>0</b>	<b>0.00</b>
	<b>Total (A+B)</b>	<b>7305</b>	<b>1,00,07,970</b>	<b>80,70,851</b>	<b>100.00</b>	<b>100.00</b>	<b>0</b>	<b>0.00</b>




Category code	Category of shareholder	Number of shareholders	Total Number of Shares	Number of shares held in dematerialized form	Total Shareholding as a percentage of total no. of shares		Shares Pledged or otherwise encumbered	
					As a percentage of (A+B) (VI)	As a percentage of (A+B+C) (VII)	No. of shares (VIII)	As a percentage (IX)=(VIII)/(IV)*100
(I)	(II)	(III)	(IV)	(V)	(VI)	(VII)	(VIII)	(IX)
(C)	<b>Shares held by Custodians and against which</b>							
	<b>Depository Receipts have been issued</b>							
	SHARES HELD BY CUSTODIANS	0	0	0	0.00	0.00	0	0.00
	Sub-Total (C)	0	0	0	0.00	0.00	0	0.00
	Total (C)	0	0	0	0.00	0.00	0	0.00
	Grand-Total (A+B+C)	7305	1,00,07,970	80,70,851	100.00	100.00	0	0.00



Introductory sub-table (I)(a)


Name of the Company: SOMDUTT FINANCE CORPORATION LTD			
Scrip Code, Name of the scrip, class of security:			
Quarter ended: 30/09/2014			
<b>Partly paid-up shares:-</b>			
	No. of partly paid-up shares	As a % of total no. of partly paid-up shares	As a % of total no. of shares of the company
Held by promoter/promoter group	0	0	0
Held by public	0	0	0
<b>Total - D</b>	<b>0</b>	<b>0</b>	<b>0</b>
<b>Outstanding convertible securities:-</b>			
	No. of outstanding securities	As a % of total no. of outstanding convertible securities	As a % of total no. of shares of the company, assuming full conversion of the convertible securities
Held by promoter/promoter group	0	0	0
Held by public	0	0	0
<b>Total - E</b>	<b>0</b>	<b>0</b>	<b>0</b>
<b>Warrants:-</b>			
	No. of warrants	As a % of total no. of warrants	As a % of total no. of shares of the company, assuming full conversion of warrants
Held by promoter/promoter group	0	0	0
Held by public	0	0	0
<b>Total - F</b>	<b>0</b>	<b>0</b>	<b>0</b>
<b>Total paid-up capital of the company, assuming full conversion of warrants and convertible securities (Grand Total (A+B+C)+ D+E+F)</b>			
	10007970	0	0

Total (A+B+C) 10007970



Annexure II  
SOMDATT FINANCE CORPORATION LIMITED  
(1) (b) Statement showing holding of securities (including shares, warrants, convertible securities) of person belonging to the category "Promoter and Promoter Group" as on 30/09/2014

Sl. No.	Folio / DP/ID/CLID	Name of the shareholder	Details of Shares held		Exempted shares <sup>(*)</sup>				Details of warrants		Details of convertible securities		Total shares (including shares assuming full conversion of warrants and convertible securities) as a % of diluted share capital
			Number of Shares held	As a % of Grand total (DP+ID+FC)	Number	As a per cent of VLPV (IDP+100)	As a % of Grand total (IDP+100)	No. of Warrants held	As a % of total no. of warrants of the same class	No. of convertible securities held	As a % of total no. of convertible securities of the same class		
1	0023533	ANVIL ANAND	60,000	0.60	0	0.00	0.00	0	0.00	-	-	-	-
2	0670002	ANVIL ANAND	2,90,000	2.90	0	0.00	0.00	0	0.00	-	-	-	-
3	IN301967/10000329	ANURADHA DATI MUNDAL	3,59,910	3.60	0	0.00	0.00	0	0.00	-	-	-	-
4	IN301967/10000337	CHAKU DATI BHATIA	3,59,910	3.60	0	0.00	0.00	0	0.00	-	-	-	-
5	0000006	KAVAJIT SINGH	10	0.00	0	0.00	0.00	0	0.00	-	-	-	-
6	IN301967/10000298	LAKHA DATI ABBOTT	3,59,910	3.60	0	0.00	0.00	0	0.00	-	-	-	-
7	0023525	SADHANA SINGH	60,000	0.60	0	0.00	0.00	0	0.00	-	-	-	-
8	0900003	SADHANA SINGH	2,93,750	2.94	0	0.00	0.00	0	0.00	-	-	-	-
9	IN301967/10004452	SOM DATI	21,31,125	21.29	0	0.00	0.00	0	0.00	-	-	-	-
10	IN301967/10004442	SOM DATI CAPITAL DEVELOPMENT LTD.	32,450	0.32	0	0.00	0.00	0	0.00	-	-	-	-
11	IN301967/10004454	SOM DATI ENTERPRISES LIMITED	19,41,419	19.40	0	0.00	0.00	0	0.00	-	-	-	-
12	IN301967/10000280	USHA DATI	10,35,751	10.35	0	0.00	0.00	0	0.00	-	-	-	-
Grand Total			6924235	69.19	0	0.00	0.00	-	-	-	-	-	-



**Annexure II  
SOMDATT FINANCE CORPORATION LIMITED**

(1) (c)(i) Statement showing holding of securities (including shares, warrants, convertible securities) of persons belonging to the category "Public" and holding more than 1% of the total number of shares as on 30/09/2014

1. IN301967/10000100      SOPTEX DEVELOPMENTS LIMITED

Sr. No.	Folio# / DPID, CLID	Name of the shareholder	Number of shares	Shares as a percentage of total number of shares (i.e Grand total (A+B+C)) in para(I)(a) above	Details of warrants		Details of convertible securities		Total shares (including shares assuming full conversion of warrants and convertible securities) as a % of diluted share capital
					No. of Warrants held	As a % of total no. of warrants of the same class	No. of convertible securities held	As a % of total no. of convertible securities of the same class	
Grand-Total			2,46,000	2.46	-	-	-	-	-



**Annexure II**

**SOMDATI FINANCE CORPORATION LIMITED**

**(1) (c)(ii) Statement showing holding of securities (including shares, warrants, convertible securities) of persons (together with PAC) belonging to the category "Public" and holding more than 5% of the total number of shares as on 30/09/2014**

Sl. No.	Folio# / DPID/CLID	Name of the shareholder	Number of shares	Shares as a percentage of total number of shares (i.e Grand total (A+B+C)) in para(I)(a) above	Details of warrants		Details of convertible securities		Total shares (including shares assuming full conversion of warrants and convertible securities) as a % of diluted share capital
					No. of Warrants held	As a % of total no. of warrants of the same class	No. of convertible securities held	As a % of total no. of convertible securities of the same class	
1		NIL.	0	0.00	-	-	-	-	-
Grand Total			0	0.00	-	-	-	-	-



Annexure II

**SOMDATT FINANCE CORPORATION LIMITED**

(1) (d) Statement showing details of lock-in shares as on 30/09/2014


Sr. No.	Folio# / DPID, CLID	Name of the shareholder	Category of Shareholders (promoters/ Public)	Number of shares	Shares as a percentage of total number of shares (i.e Grand total (A+B+C)) in para(I)(a) above
---------	---------------------	-------------------------	--	------------------	--

NIL

NIL

NIL

Grand-Total	NIL	NIL
-------------	-----	-----



**Distribution Schedule**

**SOMDATT FINANCE CORPORATION LIMITED**

Distribution of Equity Shares as on 30/09/2014  
 Total Nominal value of Rs. 100079700.00 Nominal value of each share/unit Rs. 10.00  
 Total number of shares/units 10007970 Paid up value of each share/unit Rs. 10.00

**TABLE I**  
**Distribution of holdings**

Shareholding of value of Rs.	Shareholders		Share holdings		
	Number	% to total	Shares	Amount	% to total
UPTO TO 5000	6525	89.32	1016098	10160980.00	10.15
5001 TO 10000	432	5.91	353351	3533510.00	3.53
10001 TO 20000	156	2.14	230495	2304950.00	2.30
20001 TO 30000	58	0.79	143688	1436880.00	1.44
30001 TO 40000	28	0.38	100411	1004110.00	1.00
40001 TO 50000	26	0.36	123203	1232030.00	1.23
50001 TO 100000	47	0.64	321216	3212160.00	3.21
100001 and Above	33	0.45	7719508	77195080.00	77.13
<b>** G Total</b>	<b>7305</b>	<b>100.00</b>	<b>10007970</b>	<b>100079700.00</b>	<b>100.00</b>





Annexure II  
SOMDATT FINANCE CORPORATION LIMITED

Shareholding Pattern as on 30/09/2014

(II) (a) Statement showing details of Depository Receipts (DRs)

Sr No.	Type of Outstanding DR (ADRs, GDRs,SDRs,etc.	Number of Outstanding DRs	Number of shares underlying outstanding DRs	Shares underlying outstanding DRs as a percentage of total number of shares (i.e. Grand Total (A)+(B) +(C) indicated in the statement at para (1) (a) above )
			NIL	
	<b>TOTAL</b>			

(II) (b) Statement showing Holding of Depository Receipts (DRs), where underlying shares are in excess of 1% of the total number of shares

Sr No.	Name of the DR Holder	Type of Outstanding DR (ADRs, GDRs,SDRs,etc.	Number of shares underlying outstanding DRs	Shares underlying outstanding DRs as a percentage of total number of shares (i.e. Grand Total (A)+(B) +(C) indicated in the statement at para (1) (a) above )
			NIL	
	<b>TOTAL</b>			

